



SAP S/4HANA Analytics

Your path to efficient, flexible and
intuitive real-time reporting

CubeServ®

You have many options with ABAP CDS

You have already successfully implemented SAP S/4HANA?

You are about to start or in the process of implementing SAP S/4HANA?

If so, you have no doubt already asked yourself at least one of the following questions:

- What place does analytics occupy in my company?
- How can I establish the right setup to be able to offer business analytics to the business departments?
- Do I need an SAP BI system and does my SAP BI team have the right skill set for the future?
- What should my analytics architecture and strategy look like?
- What possibilities does ABAP CDS technology open up?



- > Leave classic architecture principles behind and benefit from **flexibility**
- > **Real-time** capable and **efficient** analytics is possible and no longer a buzzword
- > **Usability** is disengaged from the underlying architecture
- > Classic obstacles to **extraction** are resolved



ABAP CDS



TECHNICAL ENHANCEMENTS

Integrated within SAP
HANA (ABAP stack)

Optimised SAP HANA
access (pushdown)

Enhancement of
SQL logic functions

Supports numerous
functions

Commands

Data definitions
(Data Definition Language)

Metadata

Domain-Specific Language

Associations

Query definitions
(Query Language)

Data modifications
(Data Manipulation Language)

Permissions
(Data Control Language)

```
1 @AbapCatalog.sqlViewName: 'FICFIACDOCAQ001'  
2 @EndUserText.label: 'ACDOCA Actuals Reporting'  
3 @AbapCatalog.compiler.compareFilter: true  
4  
5 @VDM.viewType: #CONSUMPTION  
6 @Analytics.query: true  
7 @AccessControl.authorizationCheck: #NOT_REQUIRED  
8  
9  
10 define view FI_C_FI_ACDOCA_Q001 with parameters  
11  
12 @AnalyticsDetails.query.variableSequence: 200  
13 @EndUserText.label: 'GL Accounts'  
14 //@Consumption.defaultValue: '10'  
15 //@Consumption.valueHelp: '_hierarchy'  
16 p_glaccounts : saknr,  
17  
18
```

Annotations control your entire application

SAP S/4 HANA Analytics



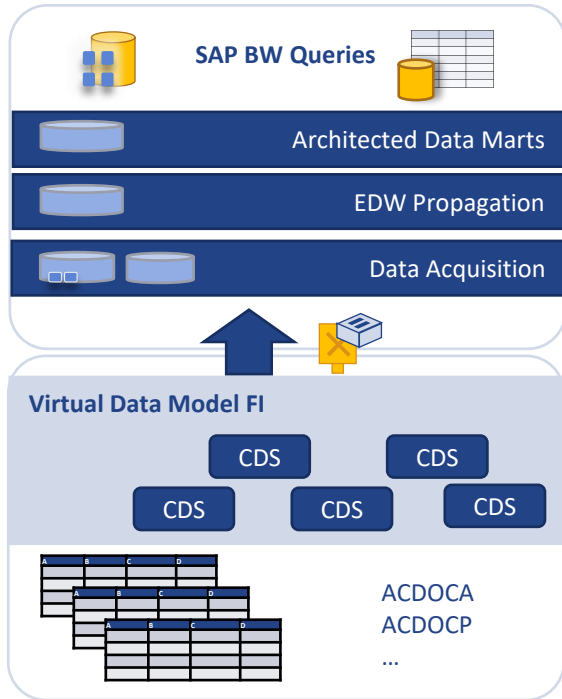
The path to a smart reporting architecture with consistent frontend tools

CubeServ®

SAP® Analytics Cloud

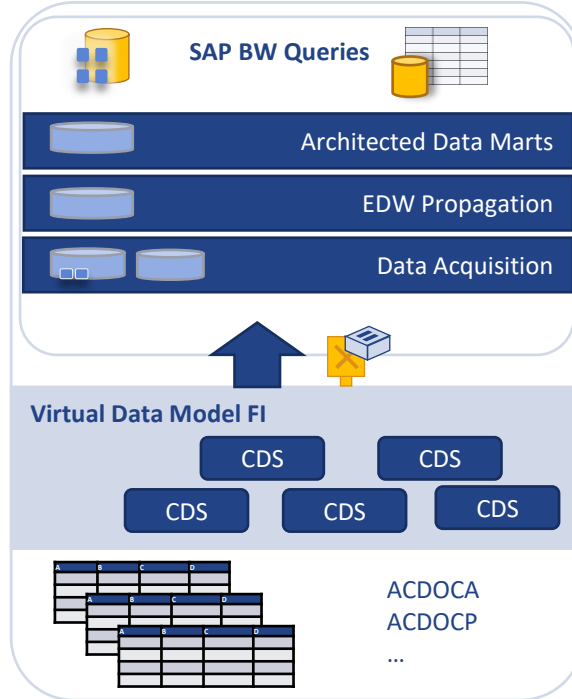


SAP BW/4 HANA



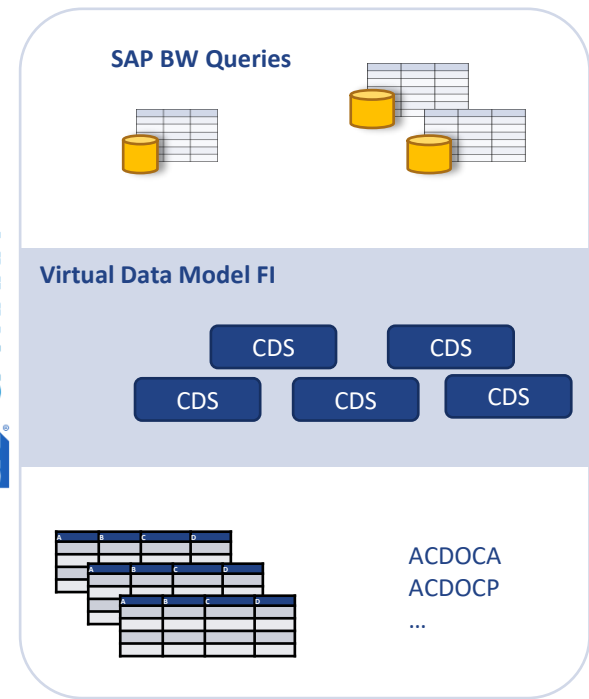
Classic approach:
SAP BW/4HANA on SAP S/4HANA

SAP S/4 HANA



“Embedded BW” approach:
SAP BW on HANA in SAP S/4 HANA

SAP S/4 HANA



“Native” approach:
Purely virtual S/4 reporting



Virtual Data Model – Architecture and Tools

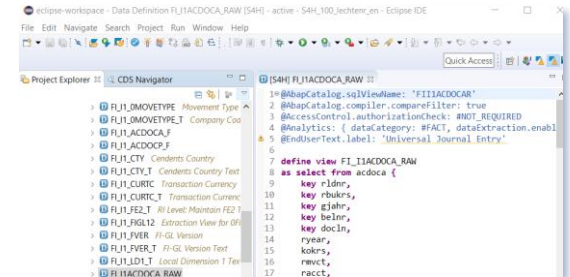

User Interface



SAP® Analytics Cloud



Virtual Data Model



Eclipse as modelling tool

Physical Database Layer

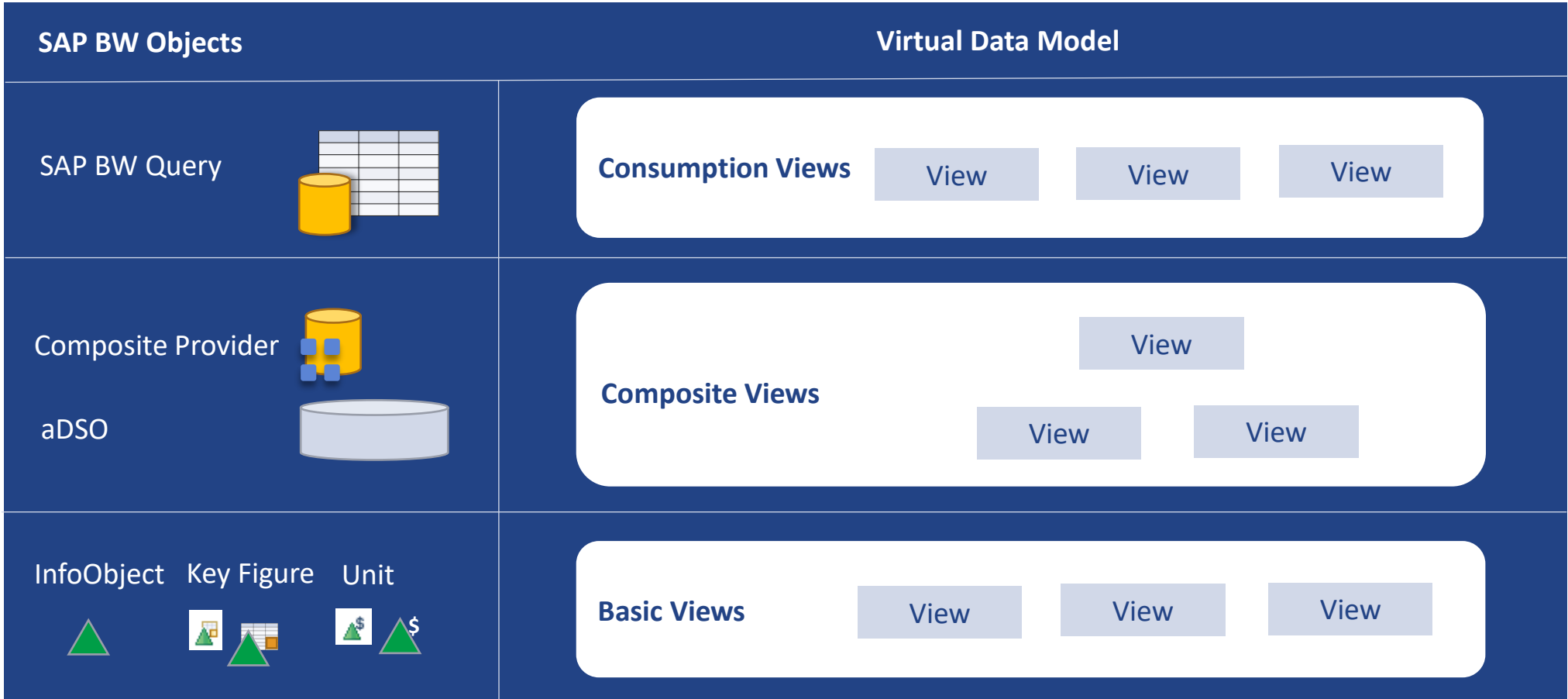


K...	Inh...	Datenelement	Datentyp	Länge	DezSt...	Kurzbeschreibung
<input type="checkbox"/>		MANDT	CLNT	3	0	Mandant
<input type="checkbox"/>		FZNS_LEDGER	CHAR	2	0	Ledger in der Hauptbuchhaltung
<input type="checkbox"/>		BUKRS	CHAR	4	0	Buchungskreis
<input type="checkbox"/>		GJAHR	NUMC	4	0	Geschäftsjahr
<input type="checkbox"/>		BELNR_D	CHAR	10	0	Belegnummer eines Buchhaltungsbeges
<input type="checkbox"/>		DOCLNS	CHAR	6	0	Sechstellige Buchungszelle für Ledger

ABAP Workbench



Relevant objects from BW (LSA++) and CDS perspectives





ACDOCA Reporting - Actual/Previous Year Comparison

Filter

Ledger	OL							
Debit/Credit ind	H				S			
	Previous Year	Current Year	Abs. deviation	Rel. deviation (%)	Previous Year	Current Y		
Account Number	* 1.000 \$	* 1.000 \$	* 1.000 \$	%	* 1.000 \$	* 1.000 \$		
(-) Financial Statement Version US	-40.590	-161.945	-121.355	399	40.590	161.945		
(-) ASSETS	-12.134	-6.237	5.897	51	19.570	150.000		
(+) Inventories	-11.868	-6.155	5.713	52	14.557	145.000		
(+) Prepaid Expenses	-1	-0	1	22	4	0		
(+) Property, Plant, and Equipment	-36	-51	-16	144	196	0		
(+) Less: Accumulated Depreciation	-23	-10	13	43	0	0		
(+) Other Long Term Assets	0	-0	-0	0	0	0		
(+) Cash & Cash Equivalents	-203	-20	183	10	127	0		
(+) Accounts Receivable	-4	-1	3	26	4.686	4.670	-16	100
(-) 1720/00BSNOTES	-1.211	-1.103	108	91	1.211	1.103	-108	91
(+) Statement Notes	-1.211	-1.103	108	91	1.211	1.103	-108	91
(-) Liabilities and Equity	-9.725	-7.665	2.059	79	4.483	3.498	-985	78
(+) Current Liabilities	-8.545	-6.144	2.401	72	4.233	3.392	-841	80
(+) Non-Current Liabilities	-250	-107	143	43	250	106	-144	42

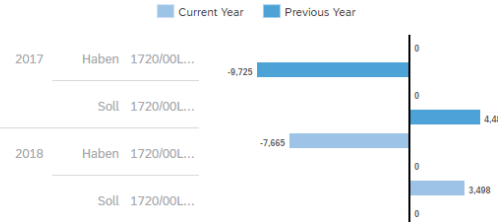
Visuelles Reporting - Geschäftsjahr Soll/Haben

März 28, 2019



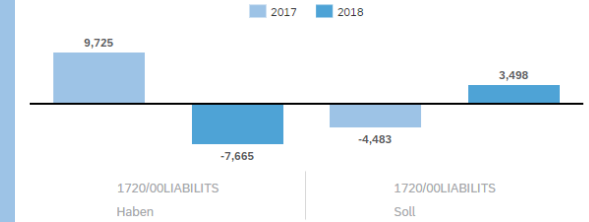
Liabilities (Current Year / Previous Year)

in Tsd. USD | | Kontonummer-Filter | {}



Liabilities (Abs. deviation)

in Tausend USD | | Kontonummer-Filter | {}



Liabilities (Curr. Year) 2018 Soll

in Tausend USD | | 3 Filter angewendet | {}

3,498 USD
Current Year

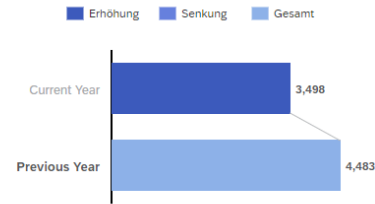
Liabilities (Curr. Year) 2018 Haben

in Tausend USD | | 3 Filter angewendet | {}

-7,665 USD
Current Year

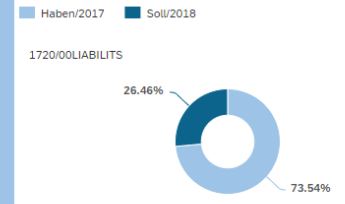
Liabilities (Current Year / Previous Year)

in Tsd. USD | | 3 Filter angewendet | {}



Liabilities (Abs. deviation)

in Tausend USD | | | Kontonummer-Filter | {}





Advantages of source system reporting

System landscape




- Extractors not affected by release changes
- Initial loading no longer required
- No BWA (if present) required
- Smaller system landscape

Users



- Facilitates efficient reporting in familiar tool environment with all relevant features
- Comprehensive analysis functionalities
- Compatible with all common frontend tools (SAC, Lumira, AfO and UI5)
- Real-time reporting

Finances



- Lower system costs
- Lower licencing costs
- Reduced maintenance requirements
- Lower operating costs

Day-to-day business



- High level of reusability of central objects, making for shorter development time
- No release cycles
- No time spent on loading data into BW
- Developer tests possible without ETL loading
- Analysis permissions no longer required

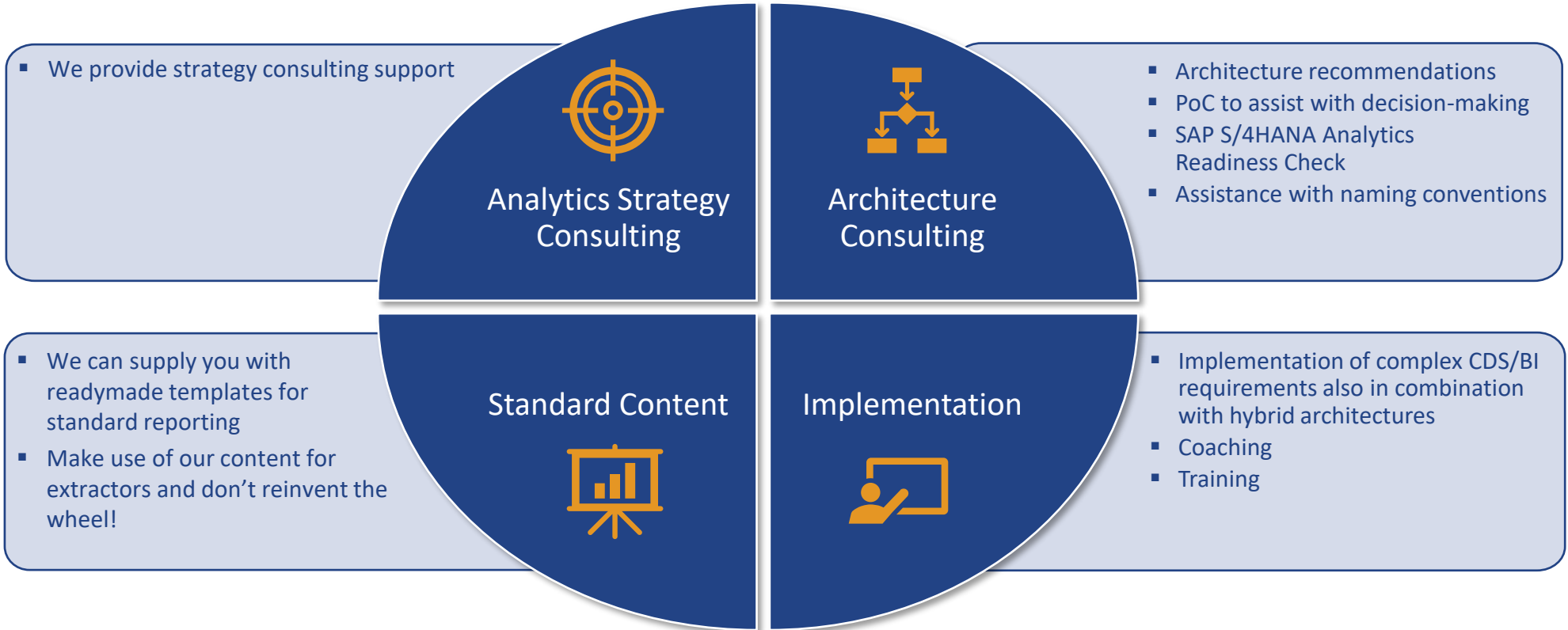


Use our modular concept for efficient analytics!





CubeServ Performance Portfolio





Why SAP S/4HANA Analytics with CubeServ?

- Comprehensive expertise in analytics
- Top-class consulting company for BI topics for 20 years
- Implementation experience involving ABAP CDS Views
- Broad technical and operational know-how

Our offer for your company:

- We will assist you with our technical and operational competence.
- We will be there for you, from vision to implementation to operation.
- Let us start with a one-day workshop to check your envisioned scenario for CDS compatibility.

Contact us to obtain your personal offer!

THANK YOU VERY MUCH FOR YOUR ATTENTION!



YOUR CONTACT:

René Lechtenböhmer

Management Consultant

T +49 173 214 6155

rene.lechtenboehmer@cubeserv.com