


PRODUCT
DESCRIPTION



Fully integrated financial planning with the CubeServ Financial Planner

**The financial planning process in your company is laborious,
manual and time-consuming?**

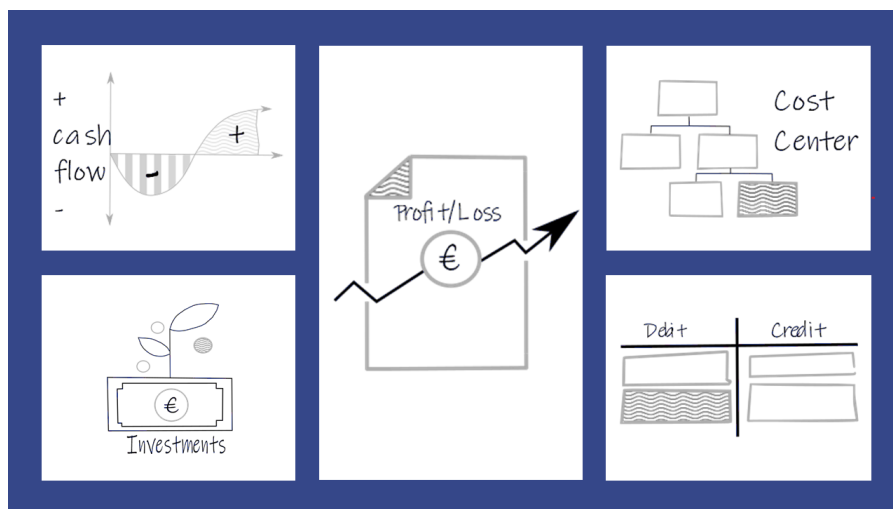
We help companies to integrate their business planning holistically into the SAP landscape so that controllers spend their valuable time analyzing and control instead of collecting data in decentralized Excel landscapes.

With the CubeServ Financial Planner, we take your financial planning to the next level: Best practice; out-of-the-box and in real time!

**Effective and transparent planning creates transparency and a reliable,
data-driven basis for decision-making.**

The CubeServ Financial Planner offers at a fixed price a comprehensive and integrated planning solution in the SAP environment for:

- Cost center planning
- Financial planning (P&L, Balance Sheet, Cash Flow)
- Investment planning



Modules of the CubeServ Financial Planner

Expertise. Value.



Highlights

- Fully integrated business planning as business content in the CubeServ namespace
- Flexibly expandable for customers
- Modular structure: cost center planning, financial planning and investment planning can also be used individually
- Real-time access to ERP data
- Scenario planning
- Intuitive user interface with the CubeServ Financial Planner toolbar
- Automated forecast with AI algorithms possible
- Out-of-the-box solution in the CubeServ namespace on SAP BW on HANA, SAP BW/4HANA or as a pure SAC solution without SAP BW
- Integrated reporting

Combined Thinking for Success

We believe that success is based on making the right decisions.

We have specialised in enabling you to make the best decisions possible – by strengthening your business enduringly and sustainably through strategic information management and the smart use of Business Intelligence.

Success also requires experience.

CubeServ is an SAP Gold Partner and offers comprehensive concepts based on SAP for over 20 years: from consulting to value-oriented performance management, from a coherent BI strategy to the implementation and operation of tailor-made BI solutions.

Over 5000 national and international BI & analytics projects have taught us to work constantly at the latest level of innovation – and to listen to our customers.

Because only individually tailored premium consulting will enable your business to achieve the success it deserves.

We look forward to your challenges!

Telephone:
Switzerland: +41 55 224 30 00
Germany: +49 6142 210 170
Austria: +43 1 20 501 66100
Croatia: +38 51 2851 049

Contact
www.cubeserv.com



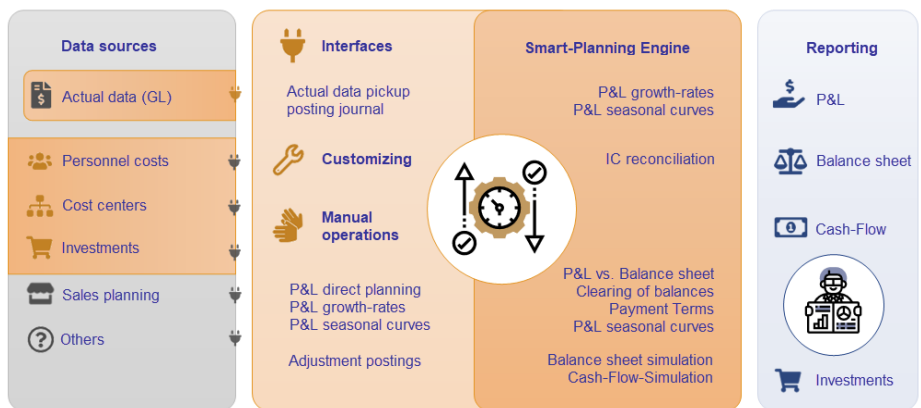
The CubeServ Group is an SAP Gold Partner. All brand and product names listed are registered trademarks of the individual companies.

The modular structure of the CubeServ Financial Planner makes it easy to add further sub-plans, for example:

- Personnel cost planning
- Sales planning
- Inventory planning
- Resource planning

The CubeServ Financial Planner was developed based on our many years of project experience and best practices in the planning environment. The pre-developed modules significantly reduce project runtimes, planning cycles and costs.

With the CubeServ Financial Planner, all desired modules can be freely selected.



CubeServ Financial Planner data sources and reporting

Whether you are using SAP Analytics Cloud (SAC) or SAP Analysis for Office (Afo), you intuitively plan in the front end that best suits your planning needs.

Plankonto	Struktur	Seas.	PY 2019	AC (YTD) 01.-04.2020	FC (YTG) 05.-12.2020	[+] FC 2020	% FC->BU	[+] BU 2021	%BU->PL1	PL1 2022
FP GuV - Planeingabe										
1										
2										
3										
4										
5										
6	[-] Bilanzgewinn	[+] Summe	X	6.120.336	2.249.688	-14.313.502	-12.063.813	-100%	-12.325.971	X
7	[-] Ergebnis der gewöhl. Geschäftstätigkeit	[+] Summe	X	6.120.336	2.249.688	-14.313.502	-12.063.813	-100%	-12.275.971	X
8	[+] Umsatzerlöse	[+] Summe	G	42.673.929	15.321.972	0	15.321.972	-100%	15.000	-100%
9	[+] Bestandsveränderung	[+] Summe	G	-11.134.467	-3.989.851	0	-3.989.851	-100%	0	-100%
10	[+] Sonstige betriebliche Erträge	[+] Summe	A	350.000	77.042	0	77.042	-100%	0	-100%
11	[+] Materialaufwand	[+] Summe	A	-10.881.296	-3.899.661	-7.000.000	-10.899.661	-100%	0	-100%
12	[+] Personalaufwand	[+] Summe	X	-11.686.634	-4.193.405	-7.289.606	-11.483.011	-100%	-12.200.000	X
13	[+] Abschreibungen	[+] Summe	A	-1.955.105	-651.702	0	-651.702	-100%	-62.500	-100%
14	[+] Sonstige betriebliche Aufwendungen	[+] Summe	A	-1.246.091	-414.707	-23.896	-438.603	-100%	-28.471	-100%
15	[-] Steuern, Gebühren und Abgaben	[+] Summe						-100%	0	-100%
16	Grundsteuer	[+] Summe						-100%	0	-100%
17	[-] Finanzergebnis	[+] Summe						-100%	-50.000	-100%
18	Erträge aus Beteiligungen	[+] Summe						-100%	0	-100%
19	Erträge aus anderen Wertpapieren	[+] Summe						-100%	0	-100%
20	Sonstige Zinsen und ähnliche Erträge	[+] Summe						-100%	0	-100%
21	Zinsen und ähnliche Aufwendungen	[+] Summe						-100%	0	-100%
22	Aufwendungen aus verbundenen UN	[+] Summe						-100%	-50.000	-100%
23	Dotierung Rückstellung für Steuern	[+] Summe						-100%	0	-100%
24	[-] Steuern vom Einkommen	[+] Summe						-100%	0	-100%
25	Körperschaftsteuer	[+] Summe						-100%	0	-100%
26	Latente Körperschaftsteuer	[+] Summe						-100%	0	-100%
27	Auflösung unversteuerter Rücklagen	[+] Summe						-100%	0	-100%
28	Zuweisung zu unversteuerten Rücklagen	[+] Summe						-100%	0	-100%
29	[+] Nicht zug. Plankonto(n/e)	[+] Summe						-100%	0	-100%

CubeServ Financial Planner - P&L in SAP Analysis for Office

Would you like to know more?

We will be happy to discuss your individual requirements.